

2024/25

# Third Form (Year 7) Handbook

[sidcot.org.uk](http://sidcot.org.uk)



Sidcot  
Live Adventurously





# Contents

This is your guide to Sidcot School where you'll find everything you need to know as your child joins the School.

Term dates and year group nomenclature	3
Head of Third Form Introduction	4

## Life at Sidcot

Induction day and first day of term	5
Parents' social events	5
What to bring and drop off/pick up,	6
Photo ID cards, lockers and uniform	7
The House system and food	8
Digital technology in the classroom	9
Sidcot offers the ability to purchase a device on your behalf	10
Is my child allowed to bring a mobile phone to School?	11
The Blue Book	11
Flexi boarding and meeting for worship	12
Keeping in touch with parents and annual consent	13
The Sidcot Learning Wheel and enrichment programmes	14
School routine	15
Curriculum outline	17
Monitoring progress and how much homework will my child do?	20
Third Form sports curriculum guide	21
Sports fixtures, extra-curricular activities and Third Form activity week	23
PASS and SchoolsBuddy	24
Additional fees	25
Key contacts, useful contact information and our policies	26
Senior School floor plan	27
Sidcot School campus map	29

# Term dates

## Autumn Term 2024

Induction day	Friday 30 August
Boarders return	Friday 30 August
Term begins	Monday 2 September
Half term begins	Friday 18 October
Boarders return	Sunday 3 November
Term resumes	Monday 4 November
Term ends and Boarders depart	Friday 13 December

## Spring Term 2025

Boarders return	Monday 6 January
Term begins	Tuesday 7 January
Half term begins	Friday 14 February
Boarders return	Sunday 23 February
Term resumes	Monday 24 February
Term ends and Boarders depart	Friday 4 April

## Summer Term 2025

Boarders return	Tuesday 22 April
Term begins	Wednesday 23 April
Half term begins	Friday 23 May
Boarders return	Sunday 1 June
Term resumes	Monday 2 June
Term ends and Boarders depart	Thursday 3 July

# Year group nomenclature

Sidcot	National Curriculum	Sidcot	National Curriculum
Reception	Reception	Lower Fifth (L5)	Year 10
J1 to J6	Year 1 to Year 6	Upper Fifth (U5)	Year 11
Third Form (3)	Year 7	Lower Sixth (L6)	Year 12
Lower Fourth (L4)	Year 8	Upper Sixth (U6)	Year 13
Upper Fourth (U4)	Year 9		



# Introduction

Welcome to the start of your incredible Sidcot Senior School journey! The Third Form Team and I are delighted that you will be joining us and we are looking forward to guiding you through this exciting new chapter of your life.

The Third Form is a time of adventure, exploration, and growth. You are about to embark on a journey filled with new experiences, friendships, and opportunities to discover your passions and talents. Maybe you'd like to join the choir, star in a show, try a triathlon. Or maybe a maths challenge is more your style or our creative writing club. Have you ever tried throwing a pot, riding a horse or surfing? It all awaits you here.

We view Third Form as an adventure: you will navigate through new subjects, participate in diverse extracurricular activities, and engage in a variety of projects and challenges. Along the way, you will meet new friends, work with inspiring teachers, and become part of a community that values curiosity, creativity, and collaboration.

As a Quaker school, we embrace our values of equality, simplicity, peace, truth and sustainability. These principles will be at the heart of your Third Form experience. We believe in fostering a

supportive and inclusive environment where every student is encouraged to be true to themselves and to respect the light within others. Our Quaker values will guide us as we learn together, resolve conflicts, and build a strong, compassionate community.

In this welcome booklet, you will find everything you need to know to start your journey confidently and enthusiastically. From important information about your timetable and school facilities to tips on making the most of your Third Form experience, this guide is here to help you every step of the way.

Remember, every great adventure has its ups and downs, and that's okay. Embrace each moment with an open mind and a positive attitude. We are here to support you, cheer you on, and help you to overcome the bumps in the road.

Get ready to learn, grow, and make memories that will last a lifetime. Welcome to Third Form — start living adventurously!



Rosie Sisson  
Head of Third Form

# Induction Day & first day of term

## Induction Day – Friday 30 August

To make sure Third Form students have the most comfortable start, we invite them for an Induction Day to acquaint themselves with their new classmates following the summer holidays and to familiarise themselves with the Senior School before the rest of the students return on Monday 2 September.

On Induction Day, your child will be introduced to their tutor and shown where their classroom and locker will be. Once School starts your child's tutor will be your first point of contact should you have any questions.

Students should wear school uniform; they may wear either black opaque tights or white ankle socks if wearing a skirt.

They should bring their device (please ensure that it is fully charged and that your child knows the password to access it), a pencil case and named water bottle along with their summer reading transition work.

An invitation and further details will be provided nearer the event.

## First day of term – Monday 2 September

On the first day of term students should report to their tutor in their classroom at 08:25. Parents should drop their child off at the Senior Drop Off and Pick Up point. There is a map of the campus at the back of this guide for reference.

If your child is travelling by School transport they will be shown where to get the bus home during Induction Day.

# Parents' social events

## Boundary Walk – Thursday 5 September, 15.00

The Boundary Walk is a long standing tradition where students walk around our beautiful campus together during the first week of term. Parents are also invited to enjoy the walk with us and refreshments are served afterwards.

## New Parents Drinks & Hog Roast – Friday 6 September, 17.30 - 20.30

To introduce parents to the School, and each other, we invite all new parents to join the Head and other members of staff for drinks. This is followed by a Hog Roast to which all parents are invited.

Please be aware that this is an adult only event.

An invitation with further details will be sent nearer the time.

# What to bring

## Stationery

The basic stationery students require is as follows:

- 2 black or blue pens
- 1 purple and 1 green pen
- 2 pencils
- Eraser
- Sharpener
- Ruler
- Compass
- Protractor
- Calculator - Casio FX-85GTCW

The following are also useful to have:

- Coloured pens or pencils
- Glue stick
- Highlighters

All of the above items are available from the library stationery shop and can be added to the termly extras bill.

## Extras

- Lanyard/photo ID
- Fully charged device
- Refillable named water bottle

## Sports Kit

On days when students have Games lessons they will be responsible for bringing the correct clothing. There are some compulsory elements of sports clothing and other optional elements. Some elements will also vary depending the season.

On Thursdays students should attend School wearing their House t-shirt and Sidcot tracksuit bottoms or leggings in preparation for PASS. Students should bring their sports kit on the first day of term. A full sportswear guide can be found at [sidcot.org.uk/uniform](http://sidcot.org.uk/uniform).

# Drop off and pick up

Students should be delivered to the top car park by the science block (which is signposted as the 'drop off point') no later than 08:30 each morning. Lessons finish at 15:50 (16:00 on Thursday) so students can be picked up from this time from the top playground.

Day students are welcome to stay for activities, prep and supper every evening if they wish at no extra cost (some activities require additional payment). The latest pick up time is 18:30. If you are going to be late, or if your child is going to be absent, please email or telephone Reception (**01934 843102 or [reception@sidcot.org.uk](mailto:reception@sidcot.org.uk)**) who will forward the information on to tutors and the Year Head.

Should your child be absent due to illness, please call 01934 845245 before 08.30. If your child misses registration, or is leaving early, they must go to Reception to sign in or out.

In order to avoid too many traffic issues, Sidcot has an unofficial one-way system. Please turn into Fountain Lane at the traffic lights passing the Quaker Meeting House on the right and then turn left into the Senior Drop-off area. After dropping off your child(ren), please rejoin Oakridge Lane and make your way out to the A38.

# Photo ID cards

All students have a photo ID card which must be carried at all times. The School is a secure site and the card allows access to different parts of the School which has keypads at all entry points.

Students must email a photo of themselves as soon as possible prior to arrival in September to [admissions@sidcot.org.uk](mailto:admissions@sidcot.org.uk).

Lost cards can be replaced, at a cost of £5.00, Your children arrange this through their tutor.

Students who have provided their photos will be issued with their ID card on their Induction Day.

# Lockers

Each student is allocated a locker where they can keep their study materials. Third Form students will be given a padlock on Induction Day.

At the end of each term students will be asked to clear their lockers completely.

# Uniform

At Sidcot all students from Third to Fifth Form wear uniform. There is a comprehensive clothing range available to ensure students can be comfortable and smart both inside and out of the classroom.

Full information about Sidcot's regulations regarding uniform, dress code and possessions in School can be found at [sidcot.org.uk/uniform](http://sidcot.org.uk/uniform)

On Thursdays, unless otherwise notified, all students should attend School in PE kit (including tracksuit trousers or leggings) for their PASS activities.

If you have any queries, please email [uniform@sidcot.org.uk](mailto:uniform@sidcot.org.uk)

All Sidcot School uniform can be bought online. Alternatively, you can purchase all uniform through Deanes of Cheddar.

Deanes of Cheddar  
Bath Street  
Cheddar  
Somerset  
BS27 3AA

Telephone: 01934 742530  
Email: [info@deanesofcheddar.co.uk](mailto:info@deanesofcheddar.co.uk)

## Deanes of Cheddar Opening Hours:

Monday - Thursday:	09:00 - 17:00 (closed 13:00 - 14:00)
Saturday:	09:00 - 16:00 (closed 13:00 - 14:00)
Friday and Sunday:	Closed



# The House system

All students and staff at Sidcot are assigned to a virtual House when they join our School community (North House, East House, South House and West House). The House system helps students to build friendships across the year groups and provides a focus for School events and activities throughout the year.

These include House sports, 'Sidcot's Got Talent', team building activities, inter-House music competitions, charity fundraising and much more.

Students are notified before they join which House they have been assigned to. They will need a House t-shirt in the appropriate colour to wear for House activities and PASS.

## Food

Students have break at 11.05 where they can have a drink, a biscuit and fruit. Lunch is at 12.55. Third Formers are the first Senior School students to eat.

Our menus are varied, balanced and healthy and full of fresh local ingredients. You can view a sample of our weekly menu on the website:

**[www.sidcot.org.uk/parent-information/food](http://www.sidcot.org.uk/parent-information/food)**

Straight after School, students may help themselves to tea, coffee, hot chocolate, milk or juice in the Refectory. Break, lunch and supper are all included within the School fees.

The Hub is Sidcot's café where students can buy drinks and snacks, smoothies, paninis and fruit pots. Access to the Hub is limited to certain days of the week for each year group. Students can use their photo ID card to make purchases from the Hub. Credit can be added to the ID card using WisePay – parents can access this via

**[www.sidcot.org.uk/parent-information/sidcot-intranet](http://www.sidcot.org.uk/parent-information/sidcot-intranet)**

Log in details will be sent during the first week of term.

# Digital technology in the classroom

## Bring Your Own Device (BYOD)

Technology is a significant part of all of our lives. The way we do things around the home and the way we do things at work are constantly changing as the technology develops. There is plenty of research evidence to support the value that technology brings to the educational experience including improved communication, practical research, collaboration, self-management, and digital citizenship.

## Who is required to have an IT device at Sidcot?

In the Senior School all students are expected to have their own IT device that they bring into School for use in lessons. Many will already have a device, however, if students or parents are unsure whether it meets the required specification, please email [byod@sidcot.org.uk](mailto:byod@sidcot.org.uk) where the team will be happy to advise and help.

To maintain a safe and secure learning environment, a filtered Internet connection will be provided for all students. They will not be permitted to use a personal broadband connection such as a 3G/4G/5G phone network.

## Who is responsible for IT devices in School?

Students are solely responsible for their device. They must bring it fully charged to School. As with other personally owned items, the School is not liable for loss, damage, misuse, or theft. Please arrange your own insurance cover for your child's personal belongings either through the Personal Effects Insurance (offered by the School), or by your own arrangements.

## Required Device Specification:

**10" screen or larger** - 10" is the minimum to ensure students can see the work they need to complete easily.

**Can use a stylus** - This is so notes can be taken in the lessons and any work requiring to be handwritten could be done on the device.

**Can use a keyboard** - A keyboard is needed to assist with tasks that require more typing e.g. essays or project write-ups.

**Be able to run Microsoft Word, PowerPoint, Excel and Teams/OneNote** - These are the core apps needed in school. The mobile version and online version are suitable for most tasks. If more is required, remote access can be used.

**Be a Microsoft, Mac (including MAC OS and iOS), or Android OS based device** - These are the operating systems we know work well with the School systems.

**Battery life** - 5 hours or more to ensure that only minimal or no charging is needed during the day.

**IMPORTANT: Does not have mobile data e.g. 4G/5G etc.**


**Free access to Microsoft Office for all Sidcot BYOD users** - This can be downloaded and used for free from the School whilst your child is a student at Sidcot.

# Sidcot offers the ability to purchase a device on your behalf

This is then charged to your next bill. We will configure this device, install the Microsoft Office Suite and printers and include shortcuts to relevant software and web links so that it works perfectly at Sidcot, at no additional charge. We normally do this in June/July each year to allow for delivery and configuration ready for a September start, but we can purchase at any time if your child starts during the school year. If you are interested in this for your child, please email [byod@sidcot.org.uk](mailto:byod@sidcot.org.uk) so that we can contact you with any of our offerings.

Although we generally recommend a Microsoft Surface GO for younger years and a Surface PRO for older years, we are able to source devices from a variety of vendors and can also offer refurbished devices at very competitive prices.

If you wish to purchase your own device and just need it set up in advance of your child starting here, we can also offer this as a free of charge process - again, just email **[byod@sidcot.org.uk](mailto:byod@sidcot.org.uk)** to arrange this.



# Is my child allowed to bring a mobile phone to School?

Following a period of discussion and research on the use of mobile phones in schools, we have taken the decision not to allow any student below Sixth Form to have phones in School.

We do appreciate that some parents will want their children to have phones for the journeys to and from School and there is a mechanism to allow this. If you wish your child to have a phone for travel purposes, please write to [rosie.sisson@sidcot.org.uk](mailto:rosie.sisson@sidcot.org.uk) to make this request. Your child's name will then be placed on a list and they will be required to hand in their phone (it must be named) to

Reception before registration each morning at 08:30 and then collect it at 15:50 – they will not have access to the phone during the day.

As has always been the case, if you should need to contact your child in an emergency during the day, please call Reception who will be able to pass on a message.

We do hope we have your support on this, as we strongly believe the benefits are significant from an academic, social and wellbeing perspective.

## The Blue Book

At the beginning of the Autumn Term, students will be given 'The Blue Book' which clearly outlines rules and guidelines for behaviour at School.

It is important that students carefully read this booklet so they are clear about expectations at Sidcot, which will help them settle in smoothly.



# Flexi boarding

Recognising the changing needs of families, our approach to boarding is flexible. As well as full boarding, options for both weekly and flexi boarding may be available. Whilst the majority of our boarders are full time, we are happy to discuss other options to meet particular needs.

The cost of flexi boarding is £52.00 per night and is dependant on availability. A flexi boarding form must be completed and sent to **[flexiboarding@sidcot.org.uk](mailto:flexiboarding@sidcot.org.uk)** at least five working days prior.

# Meeting for Worship

Our Third Form meet once a week as a year group, but separate from the rest of the School. Meeting for Worship begins with a period of silence. The quote for the week is read out along with two questions relevant to the quote and these are then discussed within small groups and may be shared with the rest of the Third Formers.



# Keeping in touch with parents

We make every effort to provide parents with useful dates and information as well as news of what is happening at School.

## Newsletter

All parents receive a weekly newsletter summarising all that is happening across the School. Each newsletter includes a message from the Head, as well as news about trips and visiting speakers, and updates on performances and achievements from different departments.

## Intranet

Parents are emailed log in details during the first week of term which enables them to view the School intranet where students and teachers share information and homework. They can access information about their child's timetable, and keep up to date with their homework, performance and attendance.

## Calendar

The School community has access to a live electronic calendar which provides the latest and most up to date information about events, activities, trips and sports fixtures:

[sidcot.org.uk/calendar](http://sidcot.org.uk/calendar)

## Parent planner and emails

On a Friday afternoon all Senior School parents receive the Parent Planner. This document consolidates all School communication into one document and provides vital information for all parents and for specific year groups. Where necessary, when a communication is urgent or specific to only a small number of parents, a separate email will be sent directly to the relevant parents.

# Annual consent

During the first week of term, parents will receive a request for a number of consents including medical, media and School trips. Please could these be completed upon receipt.



# Our approach to teaching and learning

## The Sidcot Learning Wheel



## Enrichment programmes

At Sidcot, we are proud to celebrate the exceptional abilities of our students, either through our Scholarship or Lead Learner enrichment programmes. These aim to provide our most able students with a range of opportunities to stretch and challenge themselves, both inside and outside

of the classroom - be it through extra occasions to practise or showcase a talent, access to expert speakers or courses, delivering stimulating projects or through inspiring and supporting younger students in the School.

# School routine

## Monday

08:30 – 08:35	Tutor Time
08:35 – 09:25	Period 1
09:25 – 10:15	Period 2
10:20 – 11:00	Assembly
11:05 – 11:25	Break
11:25 – 12:15	Period 3
12:15 – 13:05	Period 4*
12:55	Lunch (Y7)
13:00	Lunch (Y8)
13:05 – 13:55	Lunch (all other years)
13:55 – 14:10	Tutor Time
14:10 – 15:00	Period 5
15:00 – 15:50	Period 6
16:00 – 16:50	Activities/Prep
17:00 – 18:00	Activities/Prep
17:45 – 18:30	Boarders' Supper

## Tuesday

08:30 – 08:35	Tutor Time
08:35 – 09:25	Period 1
09:25 – 10:15	Period 2
10:15 – 11:05	Period X
11:05 – 11:25	Break
11:25 – 12:15	Period 3
12:15 – 13:05	Period 4*
12:55	Lunch (Y7)
13:00	Lunch (Y8)
13:05 – 13:55	Lunch (all other years)
13:55 – 14:10	Tutor Time
14:10 – 15:00	Period 5
15:00 – 15:50	Period 6
16:00 – 16:50	Activities/Prep
17:00 – 18:00	Activities/Prep
17:45 – 18:30	Boarders' Supper

## Wednesday

08:30 – 08:35	Tutor Time
08:35 – 09:25	Period 1
09:25 – 10:15	Period 2
10:15 – 11:05	PSHE/ Pastoral Time
11:05 – 11:25	Break
11:25 – 12:15	Period 3
12:15 – 13:05	Period 4*
12:55	Lunch (Y7)
13:00	Lunch (Y8)
13:05 – 13:55	Lunch (all other years)
13:55 – 14:10	Tutor Time
14:10 – 15:00	Period 5
15:00 – 15:50	Period 6
16:00 – 16:50	Period 7 Activities/Prep
17:00 – 18:00	Activities/Prep
17:45 – 18:30	Boarders' Supper

- \* Y7 & Y8 go to lunch slightly earlier.
- PSHE = Personal, Social, Health and Economic lesson
- Meeting for Worship: The School community gathers and sits in stillness to listen and reflect.



## Thursday

---

08:30 – 08:35	Tutor Time
---------------	------------

---

08:35 – 09:25	Period 1
---------------	----------

---

09:25 – 10:15	Period 2
---------------	----------

---

10:15 – 11:05	Period X
---------------	----------

---

11:05 – 11:25	Break
---------------	-------

---

11:25 – 12:15	Period 3
---------------	----------

---

12:15 – 13:05	Period 4*
---------------	-----------

---

12:55	Lunch (Y7)
13:00	Lunch (Y8)
13:05 – 13:55	Lunch (all other years)

---

13:55 – 14:00	Tutor Time
---------------	------------

---

14:00 – 16:00	PASS (Co-Curricular Time)
---------------	---------------------------------

---

16:00 – 16:50	Period 7 Activities/Prep
---------------	-----------------------------

---

17:00 – 18:00	Activities/Prep
---------------	-----------------

---

17:45 – 18:30	Boarders' Supper
---------------	------------------

---

## Friday

---

08:30 – 08:35	Tutor Time
---------------	------------

---

08:35 – 09:25	Period 1
---------------	----------

---

09:25 – 10:15	Period 2
---------------	----------

---

10:20 – 11:00	Meeting for Worship
---------------	---------------------

---

11:05 – 11:25	Break
---------------	-------

---

11:25 – 12:15	Period 3
---------------	----------

---

12:15 – 13:05	Period 4*
---------------	-----------

---

12:55	Lunch (Y7)
13:00	Lunch (Y8)
13:05 – 13:55	Lunch (all other years)

---

13:55 – 14:10	Tutor Time
---------------	------------

---

14:10 – 15:00	Period 5
---------------	----------

---

15:00 – 15:50	Period 6
---------------	----------

---

16:00 – 16:50	Activities/Prep
---------------	-----------------

---

17:00 – 18:00	Activities/Prep
---------------	-----------------

---

17:45 – 18:30	Boarders' Supper
---------------	------------------

---

- 'PASS' (Programme of Activities for Sidcot School); a wonderful co-curricular programme based on our key themes of Living Adventurously, living out our Quaker values, being an Ashoka Changemaker school and providing opportunities to develop leadership skills and team building. Students will have the opportunity to choose the activities that they wish to join in throughout the year. Students across the Whole School will participate in the activities alongside each other thus promoting community spirit through the vertical structure of the programme.

# Curriculum outline

## English

English is a central subject of a school curriculum and Third Form are encouraged to develop their written and oral proficiency, nurturing a love of literature and encouraging a widening vocabulary to facilitate the fluency of rational thought. Students here are not passive recipients of education but enjoy being as active as possible in the learning process. Teaching materials are stimulating and we seek to create as many meaningful and active learning situations as possible with whole classes, individuals, pairs and small groups, to cater for the different preferred methods of learning. All students are encouraged to read, developing an enjoyment and appreciation of a wide range of demanding, stimulating texts; whilst the class readers help students to traverse their social boundaries and appreciate writers' language choices. The teaching of Language and Literature is integrated, as literature is an invaluable resource for language teaching and lies at the heart of all we do.

In our four lessons a week we practise a wide range of skills and sharpen accuracy whilst experimenting with a wide range of genres and voices. Analysis is taught explicitly, and AQA assessment demands are introduced to build confidence in analysing writer intent. Class readers may include a selection of: Skellig, Private Peaceful, A Monster Calls, The Hobbit and a whole Shakespeare play, (often A Midsummer Night's Dream) and a wide range of non-fiction writing and poetry. Creative writing competitions are popular, and we offer theatre trips and enjoy many creative writing workshops and author visits to enable creativity to flourish. Debate and topical discussion are features of most lessons and we use our Library frequently to extend independent reading materials.

We set in Lower Fourth (Year 8), often with just a top group and if necessary a "nurture" group in which concrete literacy skills are secured. Assessments are termly and shared across all three teaching groups and core skills tracked to inform planning and teaching.

## Mathematics

Mathematics in Third Form concentrates on developing students' ability to apply their skills and problem solve. In the first term there is a carousel where the study of number, algebra, shape and data handling is delivered through an investigative process delivered by four of the maths team. This will be in mixed ability groups, with setting taking place at the end of the term using entry data, investigative task outcomes, an end of term assessment and the professional judgement of the four teachers who will have met all of the students.

The groups will then be regularly reassessed and any further changes will be made as needed. We aim to develop a good knowledge base in the Third Form along with problem solving skills. The ability to apply knowledge developed in the lower school allows students to access the higher tier problems later in their school life.

## Science

Students in Third Form receive four lessons of Science teaching per week with one teacher for the year. The course is divided into Biology, Chemistry and Physics with approximately nine weeks devoted to each Science subject. The topics covered are as follows:

- **Biology:** Cells, Body Systems and Eco systems;
- **Chemistry:** Particles and Their Behaviour, Separating Mixtures, Earth Science;
- **Physics:** Forces, Energy, Electricity, Space.

Students will also take part in a skills based module themed "Mission to Mars".

In the Summer Term, Third Form go on a trip to the Avalon Marshes RSPB nature reserve where they practise various fieldwork techniques which support the work they move on to in Lower Fourth.

# Curriculum outline

## Humanities

Students study three Humanities subjects, History, Geography and Religion, Ethics and Philosophy (REP). They have two lessons a week in History and Geography and one in REP. All Humanities lessons are taught in mixed ability groups in the Third Form. Students study a wide range of topics. In History they focus on the medieval and early modern societies\*. In Geography, themes are taught through studying different places. For example, one half term is spent studying Brazil, and after covering the basic physical and human geography of the country, students then focus in on rainforests. This allows students to build a broad imagination of the world, while still covering key geographical themes. REP has a multi-cultural feel with a study of various world religions including, Hinduism, Islam and Sikhism.

---

\* Examining events that have shaped Britain, European and global cultures. Topics include the Renaissance, Reformation and medieval China. Students can take part in a Third Form history club, and submit a work of historical fiction to the Historical Association's National competition.

## Languages

All students study French in Third Form, and will be set into three groups depending on how much French they have done in their primary schools. The students sit a short test on their first lesson to decide the groups, and will sit another test just before Christmas to see if anyone needs to move groups. All students will eventually complete the Studio 1 textbook (although Set 3 will begin with transitional work using resources from the Access Studio book). They have three 50-minute French lessons per week.

In the Lower Fourth they will take up a second language; choosing between Spanish, German and French. In order to make an informed decision they

will have a carousel of all three languages in the Summer Term of Third Form. We run a bi-annual trip to Normandy in July for our Third Form and Lower Fourth students which is a four day stay in a French farmhouse and includes sporting activities such as Go Ape, land yachting and kayaking, as well as cultural activities such as visiting La Falaise Castle.

They will also visit a French school, and complete a challenge in a French market. Furthermore they will have a crêpe-making session and BBQ. This is a great opportunity to experience life in France and enjoy some time having fun with their peers.

There are also other opportunities to get involved with language activities such as the International Week of Languages and the Cashmore Poetry Word Slam Competition.

## Creative Arts

The Third Form have a weekly Art lesson of 100 minutes, and rotate on a carousel around the three areas in the department on a 10 weekly cycle, working in digital media; photography, animation, film and digital art, fine art; painting drawing and printmaking, and in 3D, where they work with ceramics and sculptural materials. The department is housed in a wonderful, light, and well-resourced purpose built facility. We work to a theme that is set for the year. All students are given a sketchbook to work in, that they can use for both school work and for their own artistic endeavours.

As well as the weekly lesson, students are encouraged to join the after school activities that we run, such as the darkroom photography club, 3D session, and a printmaking workshop. The Art at Sidcot is varied and creative. The current cohort are creating large collaborative coil pots, producing stop frame animations on iPads and laptops, experimenting with watercolour and oil paints and creating an etching.

# Curriculum outline

## Music

Students receive one 50-minute Music lesson per week. Topics covered are Rhythm & Pulse; Form and Structure; Instruments of the Orchestra and Folk Music. All Third Form students also sing in our Intermezzo choir. Instrumental students are also welcome to join any of a number of bands and ensembles rehearsing on a weekly basis for a variety of concerts throughout the year.

## Drama

Drama is all about students slowly building up a tool box of drama techniques which they then develop as they progress up the School. Each half term they are working on a new style/thematic topic and the drama conventions taught and their growing complexity are carefully scaffolded so when students reach Upper Fourth (Year 9) they are in a strong position to take on a GCSE standard of work should they decide to take Drama. The themes and styles they cover range from an introduction to naturalism, to working with Shakespearean text. Ultimately though, the work we do is all about teamwork, cohesion, communication and building confidence.

## Design Technology

Food Technology, Product Design, Textiles and Computing are taught on a carousel basis. Students spend eight weeks in each area during the year. All the rooms are fully equipped and dedicated for the teaching of that subject.

- **Food Technology**

Students will gain confidence and basic food preparation skills through practical cooking and investigation activities into different food groups. They are introduced to the theoretical principles behind food and study nutritional aspects of the dishes they are creating on a weekly basis.

- **Product Design**

Through a design and make assignment, students learn foundational design communication skills, information about polymers and workshop familiarisation and safety. Their task is to design and make an acrylic clock inspired by the 1980s Memphis design movement.

- **Textiles**

In Third Form students look closely at the impact of plastic pollution and create their own backpack 'Bag for Life' in response to the problem. They learn about natural and synthetic fibres and go on to dye their own cotton base fabric. Designing is in response to a moodboard created from student research. Decoration and embellishment techniques are taught and incorporated on to the bag and the product is fully lined with contrast fabric.

This intensive eight-week project exposes the students to using a sewing machine and safe ironing to achieve a high quality finished bag that addresses major ecological issues.

- **Computing**

Computing is taught as part of the technology carousel and as a discrete one hour lesson per week. In the first term, students are given an introduction to the School's computer system and information about e-safety. This enables them to work safely and efficiently. Students then study topics on spreadsheets, algorithms and magazine publishing. In the Summer Term, students study programming and use Scratch and BBC Microbits to explore different programming techniques.



# Monitoring progress

Grade reports are issued electronically on a termly basis, to keep parents up to date with students' progress. They include effort and achievement grades as well as written comments from teachers. Once a year, parents receive a full written report.

In the first half of the Autumn term our Meet the Tutors Evening is an opportunity to talk to pastoral staff about how students are settling in at the start of the year. There is also an annual face to face parents' consultation evening in the Spring Term. It provides an opportunity to meet students' subject teachers, tutor and Year Head, and to hear about their progress in more detail.

Our Third Form students have an assessment week during the Summer Term.

Student potential is measured by Cognitive Ability Tests taken in the first term of Third Form (Year 7) and Lower Fifth (Year 10). The results of these enable us to better monitor student progress through the School and help us to ensure that each child is working to their full potential.

Parents are given a log-in which enables them to view the School intranet, where students and teachers share information and homework. They can access information about their child's timetable and keep up to date with their homework, performance and attendance.

# How much homework will my child do?

Homework is referred to as prep, and can be completed in school if preferred. Day students should book a place on SchoolsBuddy if they plan to stay for prep/supper. Prep finishes at 18:00. Latest pick up (for Third Formers) is 18:30 by which time they will have completed prep and had supper. We offer designated classrooms for prep

at specified times supervised by teachers. There is no extra charge for prep and supper.

Homework will be set every day and should take 30-60 minutes in total. Third Form students typically receive 20 minutes of prep per subject per week.

# Third Form Boys PE & Games

This programme is subject to change.

## Autumn Term - Rugby Season

Games	Rugby Sports Fields & 3G (Studded Boots, Gum Shield, Games Kit)	Res Run!	HALF TERM	Res Run!	Rugby Sports Fields & 3G (Studded Boots, Gum Shield, Games Kit)	Football Sports Fields & 3G (Studded Boots, Gum Shield, Games Kit)
P.E.	Swimming		HALF TERM	Fundamental Movement Skills/Basketball Sports Hall		

## Spring Term - Football Season

Games	Football Sports Fields & 3G (Shin Pads, Studded Boots, Games Kit)	HALF TERM	Hockey Astro Turf (Shin Pads, Trainers, Gum Shield, Games Kit)			
P.E.	Swimming		HALF TERM	Fundamental Movement Skills/Basketball Sports Hall		

## Summer Term - Cricket and Athletics Season

Games	Track and Field Athletics Playing Fields (Trainers)	HALF TERM	Track and Field Athletics Playing Fields (Trainers)			
P.E.	Cricket Playing Fields/Astro (Cricket Whites, Trainers/Spikes)		HALF TERM	Cricket - Striking Fielding Games Yard or Gardens (Cricket Whites, Trainers/Spikes)		

# Third Form Girls PE & Games

This programme is subject to change.

## Autumn Term - Netball Season

Games	<b>Netball</b> Courts or Sports Hall (Trainers)	<b>Res Run!</b>	HALF TERM	<b>Res Run!</b>	<b>Rugby</b> Sports Field (Football Boots, Gum Shield)
P.E.	<b>Fundamental Movement Skills/Badminton</b> Sports Hall/Studio		HALF TERM	<b>Swimming</b>	

## Spring Term - Hockey Season

Games	<b>Hockey</b> Astro (Astro's/Trainers, Shin Pads, Gum Shield)	HALF TERM	<b>Football</b> Astro (Football Boots, Shin Pads, Gum Shield)		
P.E.	<b>Fundamental Movement Skills/Gym/Dance</b> Sports Hall/Studio		HALF TERM	<b>Swimming</b>	

## Summer Term - Rounders and Athletics Season

Games	<b>Track and Field Athletics</b> Fields (Trainers)	HALF TERM	<b>Rounders</b> Fields (Trainers)		
P.E.	<b>Rounders</b> Junior School Field/Gardens/Playing Fields		HALF TERM	<b>Track and Field Athletics</b> Fields (Trainers)	

# Sports fixtures

Sports fixtures are finalised in the first week of each term and go live for parents to see on our sports fixtures site which can be accessed via [sport.sidcot.org.uk](http://sport.sidcot.org.uk)

When the team is selected you will be able to view it using the Password **TeamSidcot**.

A hard copy of the fixture and team list is also posted on the notice boards in the Sports Centre


and in each Games and PE Lesson. When there is a fixture approaching the Sports department ensure the children know all the important details including venues, times and the required kit.

In order to be considered to represent a School team students must attend after-School training sessions. Training sessions and fixtures should be booked using SchoolsBuddy.

# Extra-curricular activities

At Sidcot we're lucky to be situated in a beautiful rural location and have excellent facilities for sport, arts, crafts and environmental studies, as well as links with local community groups, charities and businesses.

Activities run at lunchtime and after School. We ensure our students have a wide range of opportunities to try new things as well as developing existing interests. The activities available to your child can be found on SchoolsBuddy.



# Third Form activity week

During the Summer Term our Third Formers enjoy a week of fun activities, both on and off campus, including our Senior Sports Day.



# PASS (Programme of Activities for Sidcot School)

On Thursday afternoons all students take part in PASS. Students choose and book activities through SchoolsBuddy. They will be told about the choice available to them during the first week of term.

Students select activities to last for half a term, and choose either one x two hour activity, or two x one hour activities. Children should wear

their House t-shirt along with Sidcot sports kit on Thursdays.

As part of PASS, Third Formers are asked to sign up for choir for a one hour weekly session in the second half of the Autumn and Spring Terms in preparation for taking part in our Christmas and Easter concerts.

## SchoolsBuddy

SchoolsBuddy allows our parents to view the range of activities available to our students. The system allows you to easily book your child onto our lunchtime and after-School activities, our prep sessions, supper and PASS activities. It's important that parents use this system to let the School know what your child will be doing after School.

If your child is remaining on campus after School, they must be signed up to an activity or prep.

All new parents and students will receive a SchoolsBuddy activation email, so please look out for it in your mailbox. This system will be activated on the first week of term. As this is a new software system, you will be required to click on the link in the email to activate your SchoolsBuddy account.

Once you have registered you will be able to view the co-curricular activities and prep sessions available.

Please activate using the Google Chrome Web Browser. Once your account is activated, you can then download the 'SchoolsBuddy' app on iOS or Android.

SchoolsBuddy is very simple to use, but please find below a link to a user guide:

<https://online.fliphtml5.com/uqyo/ktbv>

Should you have any questions please contact: **ITSupport.Parents@sidcot.org.uk**

# Additional fees

## Specialist tuition

Sidcot School offers specialist tuition in a wide range of subjects and activities including Music, Drama and Sports. Learning Support is available for those with a desire for booster lessons or with specific learning needs. If you would like or need specialist tuition please email the relevant Department Head to organise and book the lessons for the following term.

## Additional charges for individual and group lessons

For Music lessons, charges are payable in arrears. Lessons missed through School trips will, wherever possible be rescheduled. However, lessons that are missed without notification to the relevant member of staff or due to pupil sickness or non receipt of payment will not be rescheduled. A four-week notice of cessation is required in writing to the Director of Music, Sidcot School, Oakridge Lane, Winscombe, North Somerset, BS25 1PD or email: [paul.woolley@sidcot.org.uk](mailto:paul.woolley@sidcot.org.uk)

The hourly rate for all individual lessons is £46.00, including Learning Support. The hourly rate for group lessons is £26.00.

## Examination charges

Examination Board charges and any access administration charges for external exams (GCSEs, etc.) which are incurred by the School, are charged to parents. They are billed in advance or in arrears, depending on the exam. The total cost currently averages around £500 - £600 for GCSEs and around £600 - £700 for A Levels.

For those taking IB, the examination charge is approximately £750. University application fees are also passed on to parents through our billing system, if the student/parent does not pay for their application directly.

## School Bank details


The School will let you know in writing if they are going to change their bank details. To avoid the potential of fraudulent activity, if you do receive such a notification, please ensure that you check the details against those held on the parent portal.

## SCPTA

Each year a voluntary £10 donation to the Sidcot Community Parent and Teacher Association fund will be added to your Spring Term extras invoice to support the initiatives of this highly important organisation in School.

## Extras

Parental permission will be sought for any trip or activity which incurs a charge of more than £20.



# Key contacts



**Head**  
**James Jones**  
james.jones@sidcot.org.uk



**Deputy Head (Pastoral)**  
**Joanna Leite**  
joanna.leite@sidcot.org.uk



**Deputy Head (Academic)**  
**Christian Hughes**  
christian.hughes@sidcot.org.uk



**Head of Lower School**  
**Alexander Lickorish**  
alexander.lickorish@sidcot.org.uk



**Head of Third Form**  
**Rosie Sisson**  
rosie.sisson@sidcot.org.uk

## Useful contact information

<b>School reception:</b>	reception@sidcot.org.uk   01934 843102
<b>Student absence:</b>	absence@sidcot.org.uk   01934 845245
<b>Health centre:</b>	health@sidcot.org.uk   01934 845263
<b>School transport:</b>	schoolbus@sidcot.org.uk
<b>Uniform queries:</b>	uniform@sidcot.org.uk
<b>IT queries:</b>	itsupport.parents@sidcot.org.uk

## Policies

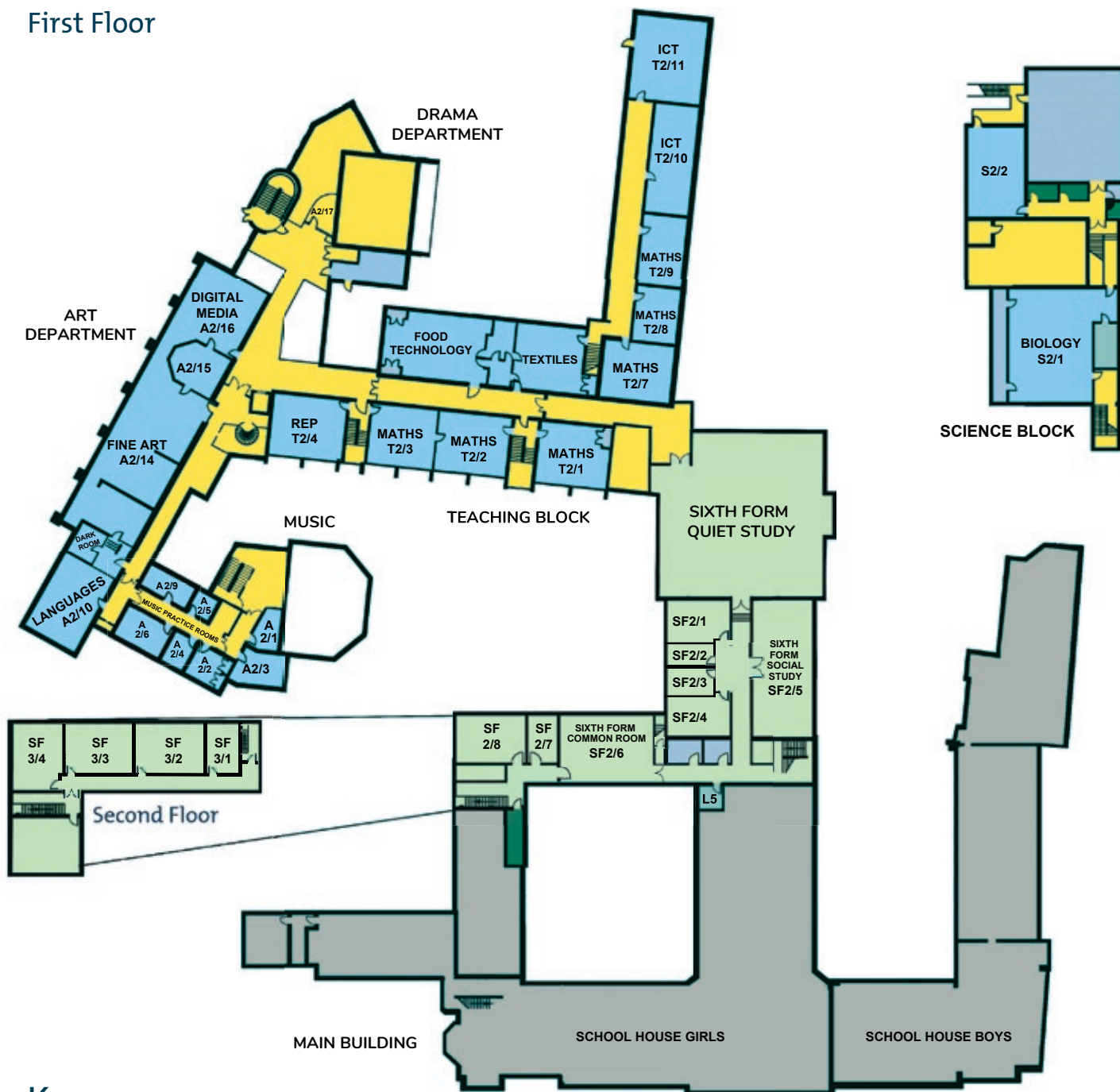
Full details of our School policies may be found at  
[sidcot.org.uk/policies](https://sidcot.org.uk/policies)

# Senior School Floor Plan

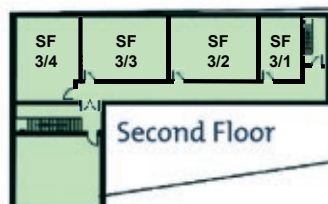
## Ground Floor



## First Floor



## Second Floor



## Key

- Classroom
- Corridor / Common Place
- Office / Clerical
- Toilet
- Storage / Technician's Area / Housekeeping
- Boarding House
- Sixth Form





# Sidcot

## Live Adventurously

- 1 Senior School Reception
- 2 Junior School
- 3 Sports Centre
- 4 Equestrian Centre
- 5 Arts Centre
- 6 Trevelyan Library
- 7 Teaching Block
- 8 Science Block
- 9 Meeting House
- 10 Health Centre
- 11 School House Girls
- 12 School House Boys
- 13 Wing House

- 14 Newcombe House
- 15 Combe House
- 16 Meadows
- 17 Main Car Park
- 18 Junior Car Park
- 19 Senior Drop-Off & Pick Up
- 20 School Garden
- 21 James O'Connell Peace Field
- 22 Junior Sports Field

To  
Bristol



To  
Cheddar



### For safeguarding reasons

Please report to our Senior School Reception (1) if you are visiting our campus.



Sidcot School  
Oakridge Lane  
Winscombe  
North Somerset  
BS25 1PD



+44 (0)1934 843102 | [info@sidcot.org.uk](mailto:info@sidcot.org.uk) | [www.sidcot.org.uk](http://www.sidcot.org.uk)

    [sidcotschool](#)

Registered Charity Number: 296491